

The Fuel Proof logo is a stylized, slanted rectangular emblem. The top half is orange and the bottom half is blue, separated by a white diagonal line. The words "Fuel Proof" are written in a bold, italicized sans-serif font across the center. "Fuel" is orange and "Proof" is blue.

Fuel Proof

2021 PRODUCT GUIDE

SITE DIESEL BOWSERS WITH ADBLUE STORAGE

SITE DIESEL BOWSERS WITH ADBLUE STORAGE

FOR STORING, TRANSPORTING AND DISPENSING BOTH DIESEL AND ADBLUE



8000 LITRE SITE DIESEL BOWSER C/W 1000L ADBLUE TANK



STAINLESS STEEL ADBLUE TANK / LOCKABLE DOOR



HIGH QUALITY DIESEL & ADBLUE DISPENSING EQUIPMENT



SECURE FULL HEIGHT CABINET HOUSES TANK CONNECTIONS AND DUAL DISPENSING SYSTEMS FOR DIESEL AND ADBLUE

OVERVIEW

Our range of Diesel+AdBlue site towable bowers are an all-in-one unit built to store, transport and dispense both Diesel and AdBlue. These units feature an all-steel construction with 110% bunded Diesel tank, stainless steel AdBlue tank, twin dispensing systems and an integral chassis with heavy-duty running gear and large flotation tyres for rough terrain. These bowers are fully compliant with current regulations, and are ideal for applications where both Diesel and AdBlue need to be transported around sites.

KEY FEATURES

- ▶ Fully compliant with current environmental regulations
- ▶ All-steel construction and reinforced, integral chassis
- ▶ Dual storage: 110% bunded Diesel tank & stainless-steel AdBlue tank
- ▶ Baffled inner diesel tank ensuring excellent stability
- ▶ Dual dispensing systems - one for each tank
- ▶ Choice of pump options to match your machines, vehicles & application
- ▶ Secure full height cabinet for access to dispensing equipment and tank connections
- ▶ Access steps and galvanised refuelling platform (6,000 and 8,000 litre models only)
- ▶ Manway for tank cleaning and inspection
- ▶ Heavy duty running gear and steel mudguards
- ▶ Hydraulic brakes
- ▶ Shot blasted to SA 2.5 and painted in 2-pack polyurethane finish
- ▶ 3 year warranty for peace of mind

PRODUCT CODES

CAPACITY	CODE
4,000L DIESEL / 500L ADBLUE	0445
6,000L DIESEL / 1000L ADBLUE	0462
8,000L DIESEL / 1000L ADBLUE	0465

FOR STANDARD ADBLUE TANK DISPENSING KIT PLEASE SEE BELOW

SITE DIESEL BOWSERS WITH ADBLUE STORAGE

FOR STORING, TRANSPORTING AND DISPENSING BOTH DIESEL AND ADBLUE

TECHNICAL DETAILS

CAPACITY	LENGTH (MM)	WIDTH (MM)	HEIGHT (MM)	EMPTY WEIGHT (KG)	FULL WEIGHT (KG)	STEEL THICKNESS INNER TANK (MM)	STEEL THICKNESS OUTER TANK (MM)	DIESEL CABINET		ADBLUE CABINET	
								MAX. HOSE LENGTH (M)	CABINET DEPTH (MM)	MAX. HOSE LENGTH (M)	CABINET DEPTH (MM)
4,000L DIESEL 500L ADBLUE	5,520	2,350	2,350	2,995	6,961	5	4	12	818	4	256
6,000L DIESEL 1000L ADBLUE	5,875	2,687	2,665	3,902	9,823	5	5	12	908	4	502
8,000L DIESEL 1000L ADBLUE	6,733	2,739	2,871	4,195	11,816	5	5	12	829	4	502



FOLD DOWN STEP FOR ACCESS TO DIESEL DISPENSING CABINET



HIGH FLOW DIESEL ENGINE PUMP OPTION ON DIESEL TANK

DIESEL TANK CONNECTIONS

- ▶ Rotary tank contents gauge
- ▶ 3" BSP fill point
- ▶ 2" BSP fill point
- ▶ 2" suction line with overfill

ADBLUE TANK CONNECTIONS

- ▶ 2" BSP fill point

STANDARD COLOUR:

ANTHRACITE
GREY

RAL7016

020



SITE DIESEL BOWSERS WITH ADBLUE STORAGE

STANDARD ADBLUE DISPENSING PACKAGE

*ONLY APPLICABLE TO PETROL/HYDRAULIC PUMPS

PACKAGE CODE	PUMP	HOSE	TRIGGER	LEVEL GAUGE	BATTERY*	SOLAR PANEL*
AB010						
	12V 35 LITRE/MIN PUMP 2081-050	4M X ADBLUE HOSE 2080-020	AUTOMATIC ADBLUE NOZZLE 2081-150	UNITOP LEVEL GAUGE 2580-030		
AB011						
	12V 35 LITRE/MIN PUMP 2081-050	4M X ADBLUE HOSE 2080-020	AUTOMATIC ADBLUE NOZZLE 2081-150	UNITOP LEVEL GAUGE 2580-030	12V BATTERY / CARRIER 2550-040	20W 12V SOLAR PANEL 2560-102
AB012 *UNABLE TO ACCOMMODATE HOSE REEL IN 4,500L						
	12V 35 LITRE/MIN PUMP 2081-050	10M X 3/4" DIESEL HOSE WITH RETRACTABLE REEL*	AUTOMATIC ADBLUE NOZZLE 2081-150	UNITOP LEVEL GAUGE 2580-030		
AB013 *UNABLE TO ACCOMMODATE HOSE REEL IN 4,500L						
	12V 35 LITRE/MIN PUMP 2081-050	10M X 3/4" DIESEL HOSE WITH RETRACTABLE REEL*	AUTOMATIC ADBLUE NOZZLE 2081-150	UNITOP LEVEL GAUGE 2580-030	12V BATTERY / CARRIER 2550-040	20W 12V SOLAR PANEL 2560-102

SITE TOW BOWSERS - 3000 TO 9000 LITRES

THE TOUGHEST SITE TOW BOWSERS ON THE MARKET

DIESEL DISPENSING PACKAGES

PETROL ENGINED PUMP OPTIONS
















PACKAGE CODE	PUMP	HOSE / REEL	TRIGGER	FILTER	FLOW METER	
ST010						
	120 L/MIN PETROL ENGINED PUMP 2030-020	6M X 1" DIESEL HOSE 2400-299	HIGH FLOW AUTO TRIGGER 2150-122	HIGH FLOW PARTICLE FILTER 2300-380	3 DIGIT FLOW METER 2200-040	
ST020						
	100 L/MIN PETROL ENGINED PUMP 2030-020	REEL WITH 12M X 1" HOSE 2500-096	HIGH FLOW AUTO TRIGGER 2150-122	HIGH FLOW PARTICLE FILTER 2300-380	3 DIGIT FLOW METER 2200-040	
ST030						
	150 L/MIN PETROL ENGINED PUMP 2030-020	REEL WITH 10M X 1 1/2" HOSE 2500-140 / 2400-200	HIGH FLOW 1 1/2" AUTO TRIGGER 2150-162	HIGH FLOW PARTICLE FILTER 2300-380	3 DIGIT FLOW METER 2200-260	

DIESEL DISPENSING PACKAGES

HYDRAULIC POWERED PUMP OPTIONS

SITE TOW BOWSERS - 3000 TO 9000 LITRES

THE TOUGHEST SITE TOW BOWSERS ON THE MARKET

PACKAGE CODE	PUMP	HOSE	TRIGGER	FILTER	FLOW METER	
ST040						
	120 L/MIN HYDRAULIC PUMP / SPOOL VALVE 2050-020 / 2051-010	6M X 1" DIESEL HOSE 2400-299	HIGH FLOW AUTO TRIGGER 2150-122	HIGH FLOW PARTICLE FILTER 2300-380	3 DIGIT FLOW METER 2200-040	
ST050						
	110 L/MIN HYDRAULIC PUMP / SPOOL VALVE 2050-020 / 2051-010	REEL WITH 12M X 1" HOSE 2500-096	HIGH FLOW AUTO TRIGGER 2150-122	HIGH FLOW PARTICLE FILTER 2300-380	3 DIGIT FLOW METER 2200-040	
ST060						
	150 L/MIN HYDRAULIC PUMP / SPOOL VALVE 2050-020 / 2051-010	REEL WITH 10M X 1½" HOSE 2500-140 / 2400-200	HIGH FLOW 1½" AUTO TRIGGER 2150-162	HIGH FLOW PARTICLE FILTER 2300-380	3 DIGIT FLOW METER 2200-260	

SITE TOW BOWSERS - 3000 TO 9000 LITRES

THE TOUGHEST SITE TOW BOWSERS ON THE MARKET

DIESEL DISPENSING PACKAGES

DIESEL ENGINED PUMP OPTIONS

PACKAGE CODE	PUMP	HOSE / REEL	TRIGGER	FILTER	FLOW METER	BATTERY AND CARRIER
ST070						
	120 L/MIN DIESEL ENGINED PUMP 2033-100	6M X 1" DIESEL HOSE 2400-299	HIGH FLOW AUTO TRIGGER 2150-122	HIGH FLOW PARTICLE FILTER 2300-380	3 DIGIT FLOW METER 2200-040	12V BATTERY / CARRIER 2550-040
ST080						
	110 L/MIN DIESEL ENGINED PUMP 2033-100	REEL WITH 12M X 1" HOSE 2500-096	HIGH FLOW AUTO TRIGGER 2150-122	HIGH FLOW PARTICLE FILTER 2300-380	3 DIGIT FLOW METER 2200-040	12V BATTERY / CARRIER 2550-040
ST090						
	150 L/MIN DIESEL ENGINED PUMP 2033-100	REEL WITH 10M X 1 1/2" HOSE 2500-140 / 2400-200	HIGH FLOW 1 1/2" AUTO TRIGGER 2150-162	HIGH FLOW PARTICLE FILTER 2300-380	3 DIGIT FLOW METER 2200-260	12V BATTERY / CARRIER 2550-040

OPTIONAL EQUIPMENT

WATER FILTER OPTION

SITE TOW BOWSERS - 3000 TO 9000 LITRES


THE TOUGHEST SITE TOW BOWSERS ON THE MARKET

PACKAGE CODE	FILTER	
<div>W</div> <div>TO BE FITTED IN ADDITION TO PARTICLE FILTER</div>	<div></div>	
	<div>2 MICRON WATER BLOCKING FILTER + FILTER HEAD</div> <div>2300-375 / 2300-383</div>	

COLOUR OPTIONS

**FUELCUBES
GENERATOR TANKS
FUELSTORES
HIGHWAY BOWSERS
SITE BOWSERS**

**SHORTEST
LEAD TIME**



020

← **ADDITIONAL 10 DAYS LEAD TIME** →



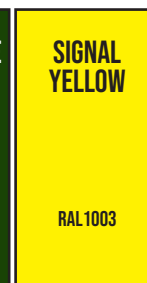
010



040



060



080



100

**ADDITIONAL 14 DAYS
LEAD TIME**



500


£100 charge per unit
*Customer must
provide RAL code*

BULK TANKS

← **SHORTEST LEAD TIME** →



020



060



010



040



080



100

**ADDITIONAL 14 DAYS
LEAD TIME**



500

*Customer must
provide RAL code*

Please Note:

All information and images in this brochure are for illustrative purposes only. Technical details are included as a guide and should be treated as approximate values. Confirmation of exact figures can be given at time of order and during any subsequent design period.



*FUEL PROOF LTD
MIDDLETON BUSINESS PARK
MIDDLETON ROAD
HEYSHAM
LANCASHIRE
LA3 3FH*

*TEL: +44 (0)1524 850685
FAX: +44 (0)1524 850685
WEB: WWW.FUELPROOF.CO.UK
E-MAIL: INFO@FUELPROOF.CO.UK*